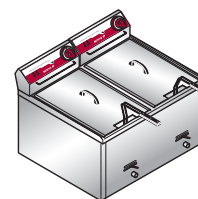
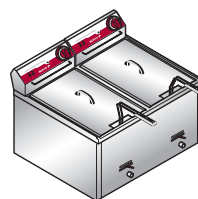
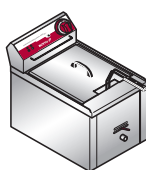
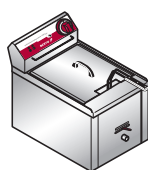


Mod. ELT 12B	Cod. 19130000
Mod. ELT 12B-E	Cod. 19150000
Mod. ELT 12+12B	Cod. 19160000
Mod. ELT 12+12B-E	Cod. 19180000



FRYERS



	ELT 12B	ELT 12B-E	ELT 12+12B	ELT 12+12B-E
	mm 310 x 530 x 310 h	mm 310 x 530 x 310 h	mm 615 x 530 x 310 h	mm 615 x 530 x 310 h
	mm 210 x 275 x 110 h	mm 210 x 275 x 110 h	mm 210 x 275 x 110 h	mm 210 x 275 x 110 h
	Lt 8	Lt 9	Lt 8 + 8	Lt 9 + 9
	kW 3,5	kW 6	kW 3,5 x2	kW 6 x2
	220-240 V~	380-415 V3~	220-240 V~	380-415 V3~
	20÷190°C 6 min	5 min	6 min	min 5
	6 min	5 min	6 min	min 5
	kg 16	kg 16	kg 25	kg 26
	m³ 0,13	m³ 0,13	m³ 0,23	m³ 0,25